



## **Commander Heavy Duty Range**



- ✓ Extremely robust construction
- ✓ Dependable long lasting power
- ✓ Proven deep cycle performance

Commander batteries sales and service:

DISCOVER TRUE INDEPENDENCE  
**Commander**  
DEEP CYCLE POWER


DISCOVER TRUE INDEPENDENCE  
**Commander**  
DEEP CYCLE POWER

[www.commanderbatteries.com](http://www.commanderbatteries.com)

00103-405



TOUGH,  
DEPENDABLE &  
LONG LASTING



DISCOVER TRUE INDEPENDENCE  
**Commander**  
DEEP CYCLE POWER

HEAVY DUTY RANGE

***Tough jobs need  
a tougher battery***

Commander's extra thick internal components make it tougher and more reliable than the competition. Put a Commander to work on those heavy duty jobs when you don't want to be let down.



## COMMANDER - TRUE DEEP CYCLE PERFORMANCE

The Commander Heavy Duty range incorporates an extremely robust construction with some of the toughest internal lead components in the battery industry to provide dependable and long lasting power in heavy duty conditions.

### Industrial Heavy Duty

When it comes to industrial equipment, nothing is more important than dependable battery performance.

Commander INDUSTRIAL Heavy Duty batteries are built tough with the best materials available to provide longer life true deep cycle performance when continually discharged and recharged.

The batteries have the proven strength and durability needed to withstand the extreme rigours of long, deep discharges and slow recharging in industrial work environments.

They also have thicker, heavier plates and their construction incorporates more lead, meaning they can provide maximum power and performance where industrial deep cycle power is required.

Commander INDUSTRIAL batteries are ideal for situations that require dependable heavy duty deep cycle power including:

- Scissor lifts
- Sweeper & scrubber vehicles
- Golf buggies
- Solar powered systems
- Utility vehicles

Product Type	Warranty (months)	Volts	AH @ 20Hr Rate	Reserve Capacity (minutes)	Wet Weight (kg)	Nominal Overall Dimensions (mm)			Terminal
						L	W	H	
C105	12	6	225	105	28.4	259	179	287	Wing Nut
C145	12	6	245	145	34.0	260	178	285	Dual Fit
C8VGC	12	8	167	85	29.2	257	179	283	Wing Nut

### Recreation and Marine Heavy Duty

These batteries offer the ultimate in starting and deep cycling performance for heavy duty recreational and marine applications.

Incorporating a quality construction and tough internal components, Commander RECREATION and MARINE batteries can withstand the rigours associated with marine use to provide dependable heavy duty power and longer cycle life on the water.

Because of their ability to provide both cycling and starting power, the batteries are ideal to provide auxiliary power for recreational activities, such as 4WD dual battery systems.

Product Type	Warranty (months)	Volts	AH @ 20Hr Rate	CCA	Reserve Capacity (minutes)	Wet Weight (kg)	Nominal Overall Dimensions (mm)			Terminal Type
							L	W	H	
C24M	12	12	85	560	150	19.8	277	164	255	Wing Nut
C27M	12	12	100	640	190	23.0	325	166	248	Wing Nut
C30HH	12	12	115	560	200	28.3	325	170	243	Multi with Wing Nut

### Proven Commander Performance

Heavy cast-on connector straps provides superior current flow between the cells and offers extra vibration resistance by stabilising the lead plates, thereby minimising the risk of premature failure.

High density lead-oxide creates a stronger cohesive bond of the active material to minimise active material shedding caused by deep discharges, aiding in longer cycle life.

Compare the difference between Commander's quality construction and that of a leading US deep cycle battery manufacturer.


#### Cast-on connector strap – compare the difference

A leading U.S. manufacturer



Thin material Thin material Inconsistent handmade connector strap

Commander manufacturing technique

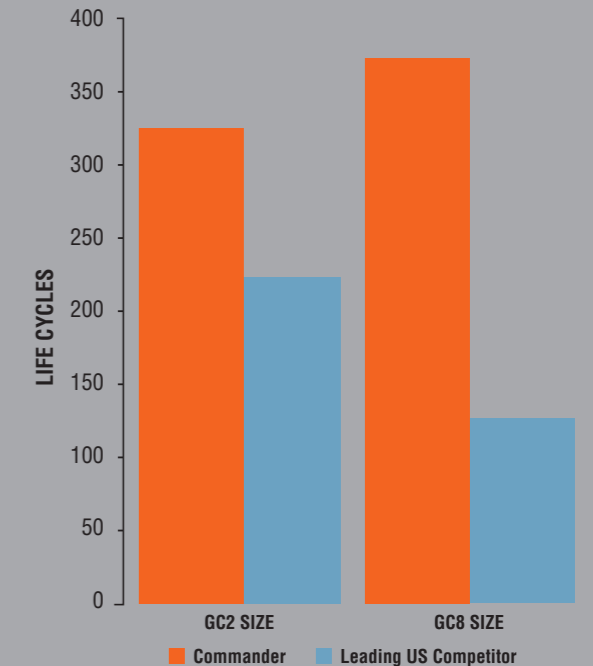


Commander is raising the bar!

Comparative testing has proven that the Commander Heavy Duty range outperforms leading competitor deep cycle batteries.

Tests carried out on a sample of GC2 and GC8 industrial footprint sizes have demonstrated that Commander Heavy Duty batteries are capable of providing longer cycle life than comparable batteries from a leading US deep cycle battery brand.<sup>1</sup>

### Life Cycle Testing Results



<sup>1</sup>Comparative Cycle Life testing carried out according to Australian Standard AS 2402.1.1 – 2005, "Traction Batteries, Vented" by CenturyYuasa Batteries Pty Ltd.